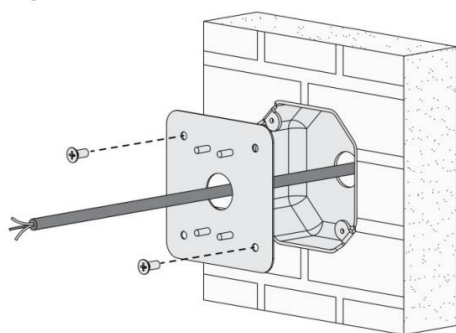


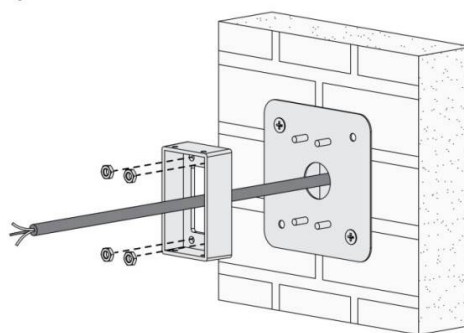


### Step 1



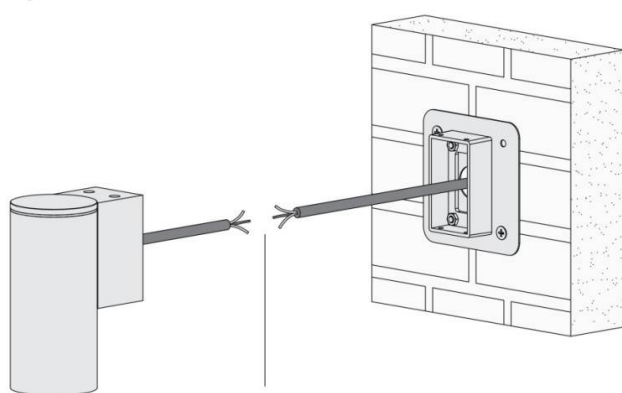
Secure multi-hole mounting plate

### Step 2



Secure the wall bracket

### Step 3



Connect the power cable

### Step 4



Install the light fixture on the wall

## Wiring diagram

High voltage on/off fitting: refer to the following recommended wiring method

Example of wiring:

